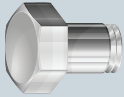
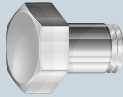

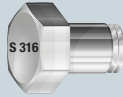



TABLA DE TORQUES

TORQUE en (Nm)								
	GRADO 2		GRADO 5		GRADO 8		INOX. 304	INOX. 316
MEDIDA	LUB.	SECO	LUB.	SECO	LUB.	SECO	SECO	SECO
1/4	6	7.5	9.5	12	13.5	17	8.5	9
5/16	12	15	20	25	28	35	15	16
3/8	22	27	35	44	50	63	27	28
7/16	35	44	55	70	80	100	42	44
1/2	53	67	85	110	120	150	58	61
9/16	75	95	125	155	175	225	77	81
5/8	105	135	170	215	240	300	125	131
3/4	190	240	300	375	425	550	173	169
7/8	190	240	490	625	700	835	263	275
1"	290	360	725	925	1050	1300	389	406
1.1/8	400	510	900	1150	1450	1850	560	586
1.1/4	570	725	1300	1650	2050	2600	709	740
1.1/2	990	1250	2250	2850	3600	4550	1204	1261

TORQUE en (Nm)					
	CLASE 8.8		CLASE 10.9		INOX. A2
MEDIDA	LUB.	SECO	LUB.	SECO	SECO
3	1.13	1.34	1.88	2.26	1
4	2.60	3.04	4.31	5.15	2.5
5	5.10	6.03	8.48	10.20	4.9
6	9	11	13	17	8.4
8	22	28	32	40	20.4
10	43	55	63	80	41
12	75	95	110	140	70
14	120	150	175	225	112
16	190	240	275	350	173
18	260	330	375	475	246
20	375	475	530	675	351
24	650	825	925	1150	336
30	1300	1650	1850	2300	643